



### Recommended points

- 1 Most popular Rent-a-car agency in Japan
- 2 A substantial Insurance Compensation
- 3 Car Navigation System in English

### How to make a reservation

1



Make a reservation by phone

2



Visit to Japan

3



Rent a car at the designated shop

4



Enjoy your sightseeing in Japan

### Recommended rent-a-car plan ※Rate included tax

Grade	Main car models	Up to 6 hours	Up to 12 hours	Up to 24 hours	On and after 1 day excess (Every 24 hours)	Excess hourly rate (Every hour)
HV2	PRIUS(1.8L)	¥8,400	¥9,450	¥11,550	¥9,450	¥1,575
	PRIUS α(two-row)					
P2	Ractis	¥5,775	¥6,300	¥7,875	¥6,300	¥1,050
	bB(SUV)					
P3	COROLLA Axio1.5L	¥6,825	¥7,875	¥9,450	¥7,875	¥1,260
	COROLLA FIELDER(SUV)					
W2	NOAH	¥13,650	¥14,700	¥19,950	¥14,700	¥2,100
	VOXY					

Rate and car model list

<http://rent.toyota.co.jp/en/rental/main09.html>

### Special Offer

**5%OFF**

1 Mar. 2014 ~ 31 May. 2014

Receive the 5% discount from a base rate by presenting this brochure at designated TOYOTA Rent-a-car Shops.

Reservation

**0800-7000-815 / +81-3-5954-8020**

※Tollfree within Japan

Business Hours 8:00a.m.-8:00p.m. seven days a week

# How To Calculate the Rate

Total rate is calculated as follow (tax included):

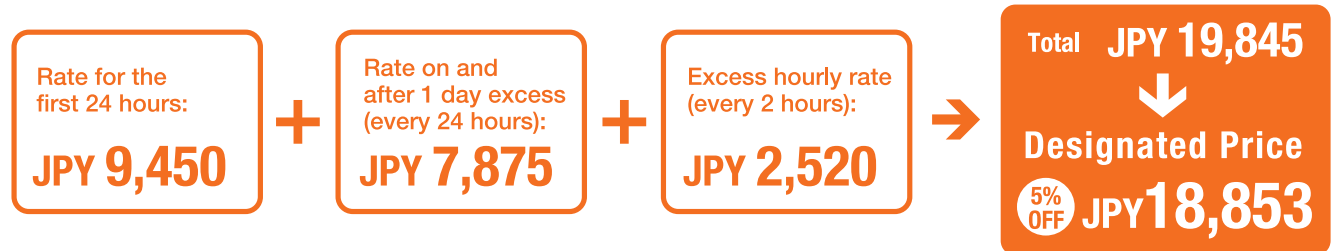


## Hourly Rates

Hourly rates are set according to grades. (These may differ depending on the period and areas.)

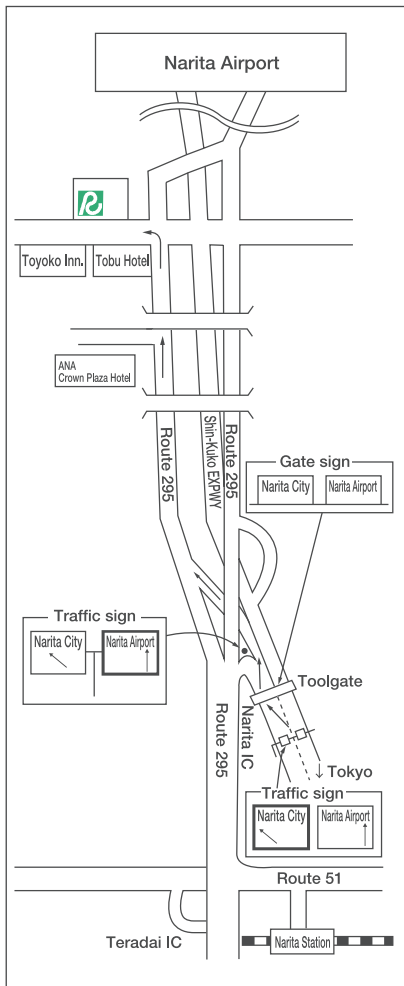
■ In the case of using a Standard/P3 grade car model (Corolla Fielder) for 50 hours:

\*Rates include tax



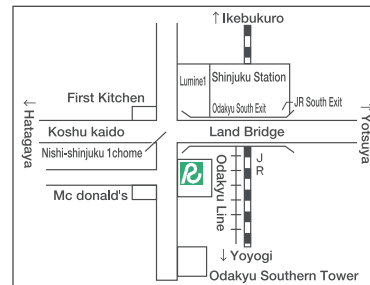
## Designated Rent a car shops

### Narita Airport



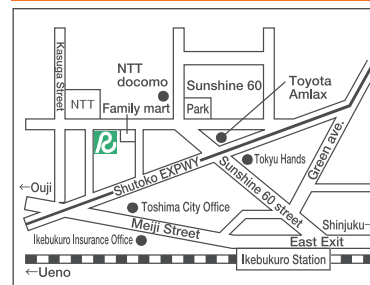
- **Address**  
Tokko249-2, Narita-city
- **TEL.0476-32-1020**
- **Access**  
Shop : 5 minutes by taxi from Narita Airport Terminal 2 Station
- **Reception desk**  
International Arrival Lobby at Terminal1, Terminal2
- **Free pick-up bus**  
Narita Airport ↔ Shop
- **Business hour** 7:00~22:00

### Shinjuku South Exit



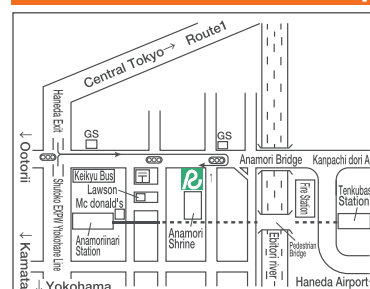
- **Address**  
Yoyogi2-7-8, Shibuya-ku
- **TEL.03-3374-0100**
- **Access**  
• 2 minutes walk from South Exit of JR Shinjuku Station  
• 2 minutes walk from Exit 4 of Shinjuku Station of subway
- **Business hour** 7:00~22:00

### Ikebukuro East Exit



- **Address**  
Higashi Ikebukuro3-12-8, Toshima-ku
- **TEL.03-3987-2906**
- **Access**  
• 8 minutes walk from Ikebukuro Station East exit of JR Line, Seibu Ikebukuro Line, Tobu Tojo Line  
• 6 minutes walk from Exit 2 of Higashi Ikebukuro Station of Yurakucho subway Line
- **Business hour** 7:00~22:00

### Haneda Airport



- **Address**  
Haneda5-2-2, Ota-ku
- **TEL.03-3744-0100**
- **Access**  
• By Train : Keikyu Airport line 5 minutes from Anamori-Inari Station  
• By Car : Shutoko EXPW route 1 400m from Haneda Exit to the Haneda Airport Area
- **Business hour** 7:00~22:00